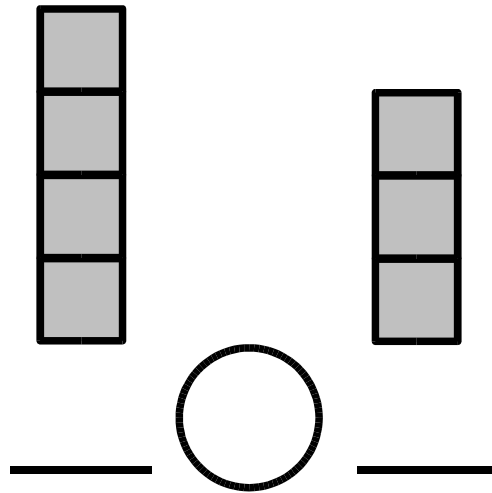
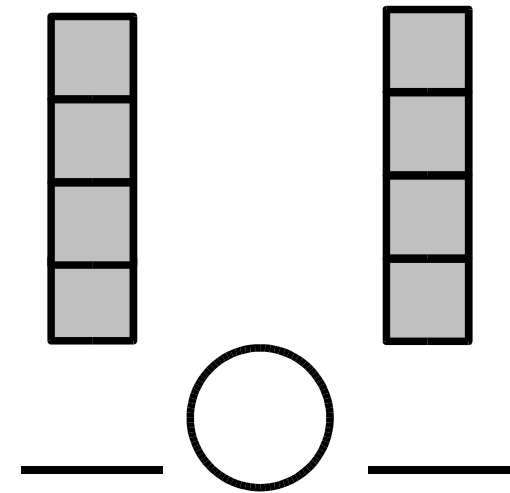


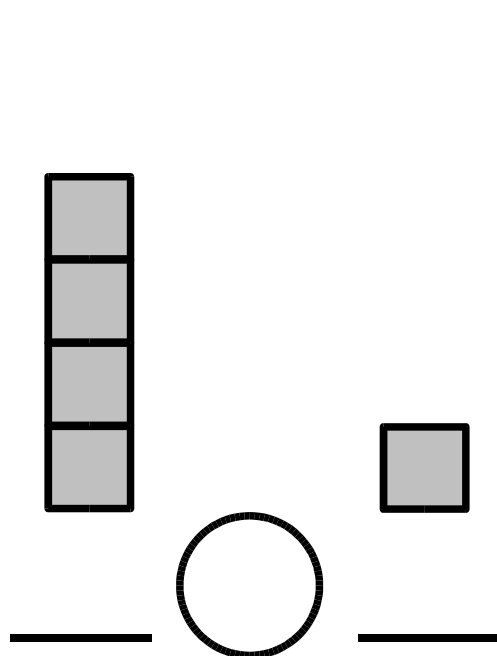
A Montessori size comparison exercise. On the left is a vertical stack of 3 gray rectangular blocks. On the right is a vertical stack of 4 gray rectangular blocks. In the center is a circle. Below each stack and the circle is a horizontal line for writing.



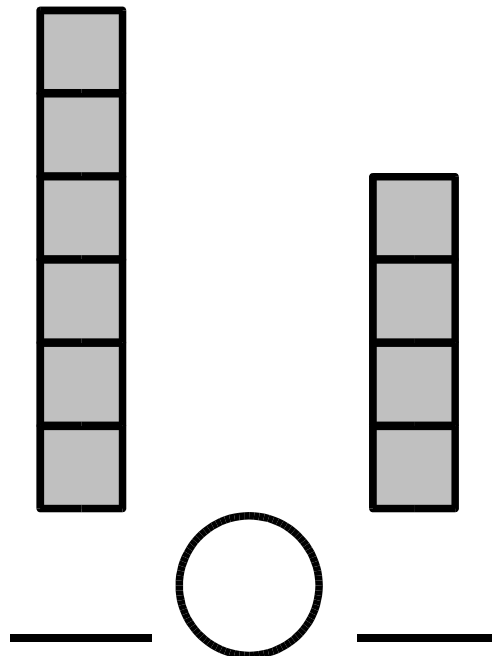
A Montessori size comparison exercise. On the left is a vertical stack of 4 gray rectangular blocks. On the right is a vertical stack of 3 gray rectangular blocks. In the center is a circle. Below each stack and the circle is a horizontal line for writing.



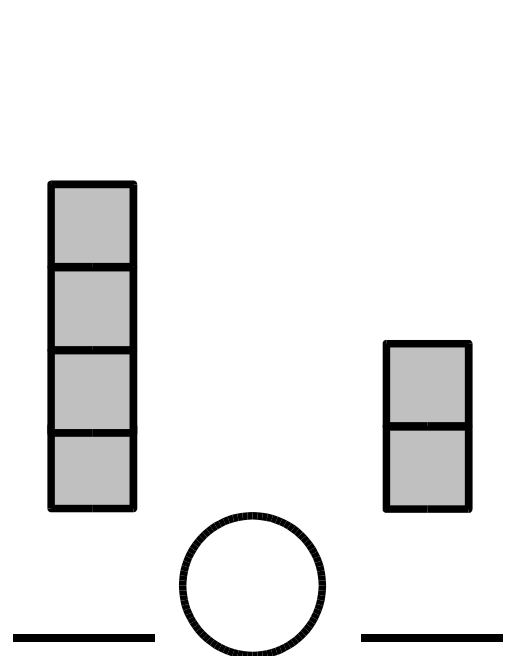
A Montessori size comparison exercise. On the left is a vertical stack of 4 gray rectangular blocks. On the right is a vertical stack of 4 gray rectangular blocks. In the center is a circle. Below each stack and the circle is a horizontal line for writing.



A Montessori size comparison exercise. On the left is a vertical stack of 4 gray rectangular blocks. On the right is a single gray square block. In the center is a circle. Below each stack and the circle is a horizontal line for writing.



A Montessori size comparison exercise. On the left is a vertical stack of 5 gray rectangular blocks. On the right is a vertical stack of 4 gray rectangular blocks. In the center is a circle. Below each stack and the circle is a horizontal line for writing.



A Montessori size comparison exercise. On the left is a vertical stack of 4 gray rectangular blocks. On the right is a vertical stack of 2 gray rectangular blocks. In the center is a circle. Below each stack and the circle is a horizontal line for writing.